



# MSS Bookwork Expectations

25.01.23

## Adjectives

An adjective is a describing word used to describe a person, place, animal, object, thing or thought.

E.g. I had just returned from a wonderful holiday.

27.01.23

## Writing On Demand

Bolts of lightning animated the sky. Staring into Zeus' eyes. Apollo could sense his fury. Cautiously, Apollo reached for his crossbow. He had to act swiftly but remain unseen, as any sudden movement would surely bring his demise.

### Lined Workbooks – Various learning areas

<b>Margin</b>	Standard ruler width, ruled with red pencil from top line to bottom line.
<b>Ruling off</b>	When work is complete, leave one line, rule off the next line in red pencil to the edge of the page.
<b>Date</b>	Inside the margin, at the beginning/top of each section of work e.g. 25/01/23.
<b>Pages</b>	Used consecutively and completely where appropriate to do so.
<b>Photocopied sheets</b>	Neatly trimmed and attached so as not to protrude from book.
<b>Writing instrument</b>	Pencil (sharp).
<b>Title</b>	Written in first blue line, in the middle of the page. Underlined with red pencil. Leave one line blank before working.
<b>Errors</b>	Rubbed out or a single line through the word.
<b>Editing</b>	Use a red pencil and the appropriate editing rules and symbols.

**Books will be neat, legible and free of graffiti and scribble.**



# MSS Bookwork Expectations

25.01.22	<u>Fractions</u>	27.01.22	<u>Addition</u>								
a.	$\frac{1}{2} =$	a.	$\begin{array}{r} 1275 \\ + 209 \\ \hline \end{array}$								
	<table border="1" style="display: inline-table; vertical-align: middle;"><tr><td></td><td></td></tr><tr><td></td><td></td></tr></table>										
b.	$\frac{2}{8} =$										
	<table border="1" style="display: inline-table; vertical-align: middle;"><tr><td></td><td></td><td></td><td></td></tr><tr><td></td><td></td><td></td><td></td></tr></table>										

## Grid Workbooks – Mathematics

<b>Ruling columns</b>	Pages folded vertically to form 2, 3 and/or 4 columns. Columns ruled with red pen/pencil.
<b>Ruling off</b>	When work is complete, leave one line, rule off the next line in red pencil to the edge of the page.
<b>Date</b>	On left hand side at the beginning/top of each section of work e.g. 25/01/23.
<b>Pages</b>	Used consecutively and completely where appropriate to do so.
<b>Photocopied sheets</b>	Neatly trimmed and attached so as not to protrude from book.
<b>Writing instrument</b>	Pencil (sharp).
<b>Title</b>	At top of column next to or under the date. Rule under title in red pen. Leave one line blank before working.
<b>Writing numbers</b>	Write one number per square.
<b>Diagrams</b>	Use a ruler and pencil to draw any lines, tables or shapes.

**Books will be neat, legible and free of graffiti and scribble.**





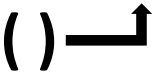




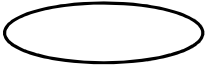


# MSS Editing Expectations

25.01.23

## Solar System

The solar system is the gravitationally bound system consisting of the sun and the objects that orbit it. The solar <sup>system</sup> formed 4.6 billion ~~y~~ears ago. there are ~~eight~~ planets that directly orbit the sun: mercury, venus, Earth, Mars, Jupiter, Saturn, Uranus and Neptune. There are other objects that orbit the sun however they are known as dwarf planets and small solar system bodies.

### Proofreading Symbols

	An error in punctuation
	A missing word or phrase
	Move word or words to another place
	Capital letters
	And a better word would be...
	This is unnecessary
	Start a new paragraph
	Check this spelling
	This does not make sense
	Add a space

**Books will be neat, legible and free of graffiti and scribble.**