



Instructions for Parents

SOBS version 3

SOBS – School Online Booking System – allows the school to run various parent bookable functions. As a parent you are here to make some bookings, however exactly what you will see will depend on the type of booking the school has configured. The bookings may be for any of the following:

- An interview with your child's teacher(s)
- An interview with an unspecified staff member (for example an enrolment interview)
- Indicating your attendance at an event
- Booking a number of seats (for example at a performance)
- Volunteering at a school event

We have arranged this documentation into three sections:

1. Logging into SOBS
2. Adding and updating student details
3. Booking an interview with your child's teacher(s)

Please understand that the screens displayed for different booking functions will vary from those displayed here.


Things you will need:

- A computer, tablet or smart phone
- Access to the internet
- You will need a URL provided by your school
- You will need to know which teachers to book with (for interviews with your child's teachers)

SECTION 1: Logging into SOBS

The school should provide you with a link to access the application. Sometimes it is on the school website, otherwise it may have been sent to you in an email or via some other communication tool.

1. Click this link – it should take you to a screen that looks like the following (the school name should be the name of the school you are booking at):



sobs
@ Ronald St College

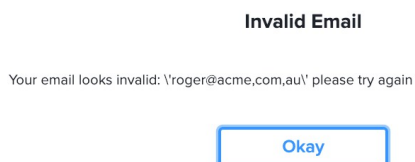
Enter your email address

Next

If the screen doesn't look like this you are in the wrong place. Check the school's website or the email sent to you again for the link. If you still can't get to this screen then please contact the school for the correct link.

2. Enter your email address into the box provided and click "Next"

The email address will be checked for validity. If it is invalid you may see an error like this:



Invalid Email

Your email looks invalid: '\roger@acme.com.au\' please try again

Okay

Click "Okay" and re-enter the corrected email address

If you do not have an email address, then you can also enter your mobile phone number in place of the email address.

If you do not have an email address or a mobile phone number, then enter your first and last name in place of the email address. In this instance we may not be able to email you a list of the interviews you book, however you will still be able to record them in your own diary or print them out.

3. If this is your first time you may see this screen, it allows you to select the level of security you would like to use on this site:



@ Ronald St College

Additional security options

- I don't want to use a password here
- I would like to add a password to my account
- I would like my account verified by sending a code

The school has not specified any particular security option, however you can choose to include a password on your account or alternatively ask the application to send a verification code to your email or your mobile phone

- Delete my details when these bookings are completed

Normally we will store your information for future events, however you can check this box and we will delete the information you enter after the current bookings are completed

Next

Skip

NOTE: The option you choose can not be changed! Once selected the option will stay with this account forever. If you are unsure go with the first option, it is the simplest.

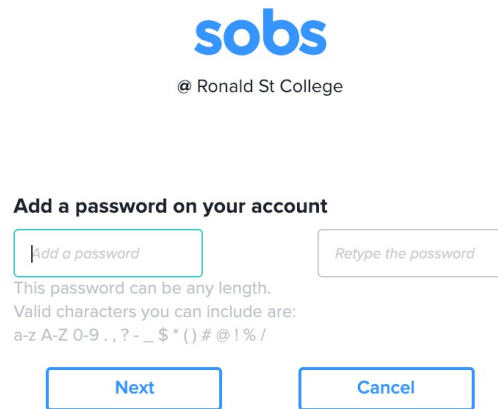
Option 1: "I don't want to use a password here" - if you are not bothered about using a password you can use this option.

Option 2: "I would like to add a password to my account" - you will be prompted to enter a password, this same password will be required to be entered each time you access the site. When selected you can not enter a blank password – you must enter at least one character.

Option 3: "I would like my account verified by sending a code" - this is only available if you have entered a valid email or mobile phone number. We will send a 4 digit code to your email address, or to your mobile phone, we will then require you to enter this code on the next screen.

Optional 4: "Delete my details when these bookings are completed" - after the interview round is complete your details will be deleted from the system. If there are future booking rounds you will be able to register using this process again.

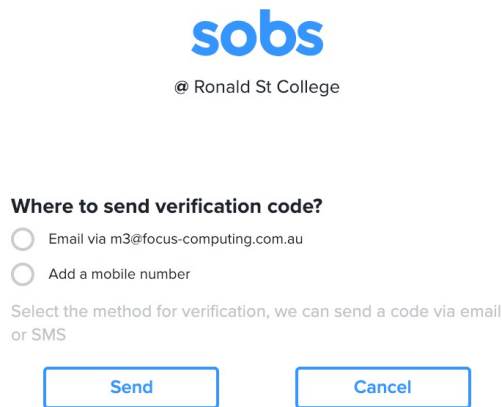
4. You chose to add a password to your account:



The screenshot shows the 'sobs' logo and '@ Ronald St College' at the top. Below is the heading 'Add a password on your account'. There are two input fields: 'Add a password' and 'Retype the password'. Below the fields, it says 'This password can be any length. Valid characters you can include are: a-z A-Z 0-9 . , ? - _ \$ * () # @ ! % /'. At the bottom are 'Next' and 'Cancel' buttons.

Enter your password twice and click "Next"

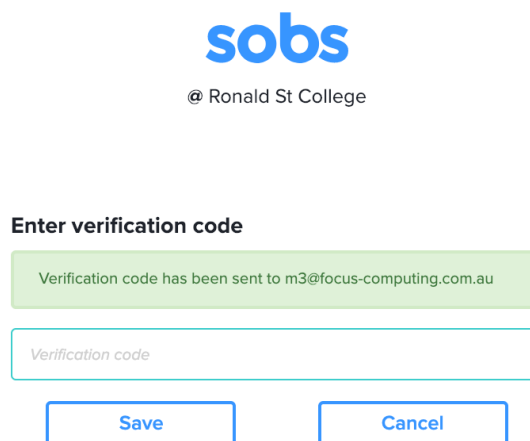
5. You chose to enter a verification code:



The screenshot shows the 'sobs' logo and '@ Ronald St College' at the top. Below is the heading 'Where to send verification code?'. There are two radio button options: 'Email via m3@focus-computing.com.au' and 'Add a mobile number'. Below the options, it says 'Select the method for verification, we can send a code via email or SMS'. At the bottom are 'Send' and 'Cancel' buttons.

We can send the verification code to your email address or alternatively to a mobile phone number if you would prefer. Select either option and click "Send".

6. The verification code would be sent to the selected account (in this case I have selected my email address):



The screenshot shows the 'sobs' logo and '@ Ronald St College' at the top. Below is the heading 'Enter verification code'. A green message box says 'Verification code has been sent to m3@focus-computing.com.au'. Below that is an input field for 'Verification code'. At the bottom are 'Save' and 'Cancel' buttons.



Your verification code is 5699

The email is sent immediately – it should arrive within one minute. Be sure to check your spam/junk folder for the email:

Enter the verification code into the box on the form and click “Save”.

7. We have now completed the authentication. The application will prompt us for any further information the school would like. Generally this is limited to your name and mobile phone number although there can be others. In this instance because I used the verification code to authenticate the application will allow me to modify my email address:



@ Ronald St College

Parent Information

Enter your email address
m3@focus-computing.com.au

First name

Surname

Mobile number

Save Cancel

Enter your first and last name, and optionally your mobile phone number, then click “Save”.

SECTION 2: Adding and Updating Student Details



@ Ronald St College

Parent/Guardian

Murray Collingwood

[Edit](#)

Students

[Add a student](#)

1. Clicking the “Add a student” link will display the following screen:



@ Ronald St College

Add student

Year level
Yr7

Enter your child's first and last name. Select the year level from the list available. (These should be year levels that are taught at your child's school).

If you are booking for an enrolment interview you will select the year level and an estimated start date for your child in that year level.

2. Continue adding student entries until you have run out of children:



@ Ronald St College

Parent/Guardian

Murray Collingwood

[Edit](#)

Students

Wendy Collingwood (Yr7)

[Edit](#)

[Term 2 parent interviews](#)

Timmy Collingwood (Yr11)

[Edit](#)

[Term 2 parent interviews](#)

[Add a student](#)

3. If there are any current bookable events these will be listed under each student. If you can not see a specific event listed be sure to check that your child has the correct year level selected, sometimes an event like Subject Counselling is only valid for a Yr10 student.

4. You can use the "Edit" option to correct the details pertaining to your child. Changing their name and their year level.

If there are no current bookings you will also have the option to delete this entry. Deleted entries will be visible for the remainder of the day and will be removed overnight.

SECTION 3: Booking an Interview

1. In this instance we are going to click on the “Term 2 parent interviews” button.

sobs
@ Ronald St College

Term 2 parent interviews

Select staff from the list below:

Select staff for Wendy Collingwood

Mark Akmar Jane Collingwood M G Collingwood John English Gary Grafix Talinka Hill Mozart Music Sally Science

Next Cancel

Since Wendy is in year 7 the staff listed are those that teach year 7. Select from the list the teachers you would like to interview with. In this instance I'm choosing three teachers.

Select staff for Wendy Collingwood

Mark Akmar Jane Collingwood M G Collingwood John English Gary Grafix Talinka Hill Mozart Music Sally Science

Next Cancel

Click “Next”

2. We are now presented with a list of the bookable slots for these three teachers. I'm one of the first parents to book so there is plenty of availability.

sobs
@ Ronald St College

Term 2 parent interviews - booking for Wendy Collingwood

Click a time slot to book, click a booked time slot to delete

Save Back

Tuesday 30-04-2019

Mark Akmar	John English	Gary Grafix
04:00pm 10mins	04:00pm 10mins	04:00pm 10mins
04:10pm	04:10pm 10mins	04:10pm 10mins
04:20pm	04:20pm 10mins	04:20pm 10mins
04:30pm 10mins	04:30pm 10mins	04:30pm 10mins
04:40pm 10mins	04:40pm 10mins	04:40pm 10mins
04:50pm 10mins	04:50pm 10mins	04:50pm 10mins

You can see that Mark Akmar is either unavailable or has already been booked for the first three time slots – you will not be able to book on those slots. You can only book a teacher once, and you can not double book yourself at the same time. To demonstrate this I'm going to book John English for 4:40pm

Mark Akmar John English Gary Grafix

04:00pm	04:00pm	04:00pm 10mins
04:10pm	04:10pm	04:10pm 10mins
04:20pm	04:20pm	04:20pm 10mins
04:30pm 10mins	04:30pm	04:30pm 10mins
04:40pm	04:40pm Wendy Collingwood	04:40pm
04:50pm 10mins	04:50pm	04:50pm 10mins

Notice that the other time slots at 4:40pm are now unavailable for booking. Similarly all of the other time slots for John English are unavailable.

Ideally I'm wanting to go straight from one interview to the next, so I'm going to book Mark Akmar for 4:30pm and Gary Grafix for 4:50pm

04:30pm Wendy Collingwood	04:30pm	04:30pm
04:40pm	04:40pm Wendy Collingwood	04:40pm
04:50pm	04:50pm	04:50pm Wendy Collingwood

- You can delete a booking simply by clicking on the blue time slot. This will delete the booking and restore the other bookable options.
- Click "Save" to return to the list of students
- We now have a list of three bookings for Wendy. An Email and Print button have also appeared. We haven't finished booking yet so we will wait to Email / Print until the rest of our bookings are completed. Clicking on the "Term 2 parent interviews" button for Timmy.

Select staff for Timmy Collingwod

Danny Andrews
 Michael Angelo
 Andy Apricot
 Jane Collingwood
 Murray Collingwood
 George Geography
 Talinka Hill
 Laura Languages
 Duncan Neil
 Barry Small

For Timmy we are going to interview with Danny Andrews and Duncan Neil – click "Next"

- The available time slots show some more unavailable time slots, however this time they relate to the times we have already booked for Wendy's interviews.

Tuesday 30-04-2019

Danny Andrews	Duncan Neil
04:00pm 10mins	04:00pm 10mins
04:10pm 10mins	04:10pm 10mins
04:20pm 10mins	04:20pm 10mins
04:30pm Wendy Collingwood / AKMAR, Mark	04:30pm Wendy Collingwood / AKMAR, Mark
04:40pm Wendy Collingwood / ENGLISH, John	04:40pm Wendy Collingwood / ENGLISH, John
04:50pm Wendy Collingwood / GRAFIX, Gary	04:50pm Wendy Collingwood / GRAFIX, Gary
05:00pm 10mins	05:00pm 10mins

My most efficient books are once again immediately before of after the current bookings I have, so I will book Danny at 4:10pm and Duncan at 4:20pm

Danny Andrews	Duncan Neil
04:00pm	04:00pm
04:10pm Timmy Collingwood	04:10pm
04:20pm	04:20pm Timmy Collingwood
04:30pm Wendy Collingwood / AKMAR, Mark	04:30pm Wendy Collingwood / AKMAR, Mark
04:40pm Wendy Collingwood / ENGLISH, John	04:40pm Wendy Collingwood / ENGLISH, John
04:50pm Wendy Collingwood / GRAFIX, Gary	04:50pm Wendy Collingwood / GRAFIX, Gary

Once again I will click “Save” to return to the list of students.

7. I now have all my bookings completed.

Students		Email	Print
Wendy Collingwood (Yr7)			Edit
30-04-2019 04:30pm AKMAR, Mark			≡
30-04-2019 04:40pm ENGLISH, John			≡
30-04-2019 04:50pm GRAFIX, Gary			≡
Term 2 parent interviews			
Timmy Collingwod (Yr11)			Edit
30-04-2019 04:10pm ANDREWS, Danny			≡
30-04-2019 04:20pm NEIL, Duncan			≡
Term 2 parent interviews			

8. Clicking the “Email” button will send a list of the bookings to my email.

A list of your bookings have been sent to m3@focus-computing.com.au

9. Clicking the “Print” button will display a list of the bookings that I can then print (on most web browsers this is Control + P).



@ Ronald St College

← **Bookings for Murray Collingwood** As at 01-02-2019 12:47pm

Term 2 parent interviews	30-04-2019 04:10pm	Timmy Collingwod (Yr11)	ANDREWS, Danny
Term 2 parent interviews	30-04-2019 04:20pm	Timmy Collingwod (Yr11)	NEIL, Duncan
Term 2 parent interviews	30-04-2019 04:30pm	Wendy Collingwood (Yr7)	AKMAR, Mark
Term 2 parent interviews	30-04-2019 04:40pm	Wendy Collingwood (Yr7)	ENGLISH, John
Term 2 parent interviews	30-04-2019 04:50pm	Wendy Collingwood (Yr7)	GRAFIX, Gary

10. There is no specific logoff option – you can just close your browser window.